



Navigating CIPS logins:

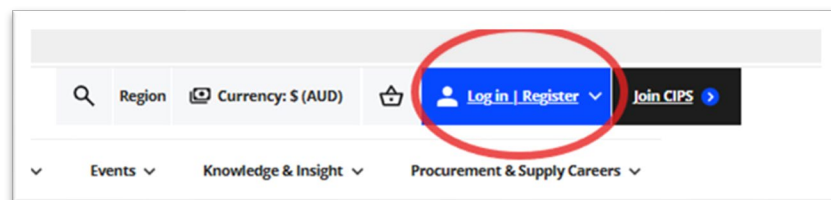
Contents

Set your password:.....	1
Access your MCIPS Certificate / Proof of membership:.....	2
Access your Ethics Test:.....	3

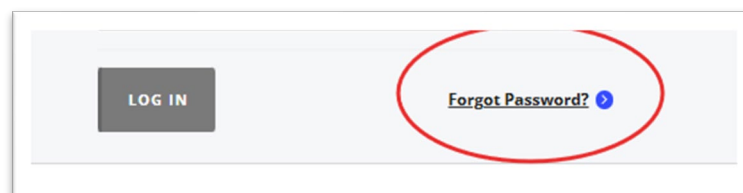
(Please note: when you login, you may see a "Renew your CIPS Membership" banner at the top of the page... please ignore this. Your membership renewal is with us. CIPS will update your membership in their system at the end of April)

Set your password:

1. Visit www.cips.org. (please note, if your membership is new, it could take up to 2 weeks for your information to be shared with CIPS)
2. Click Log In / Register at the top right corner.



3. Click on "Forgot Password?"

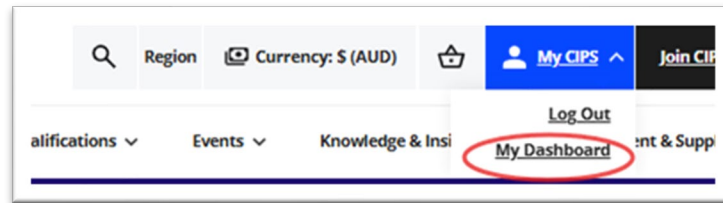


4. Follow the prompts from there.
-

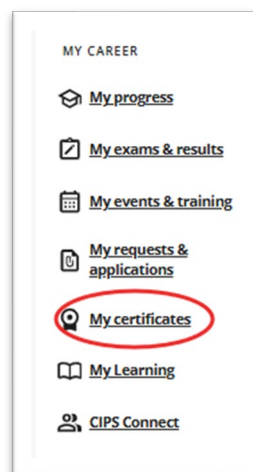


Access your MCIPS Certificate / Proof of membership:

1. Once logged in, click My CIPS → My Dashboard.



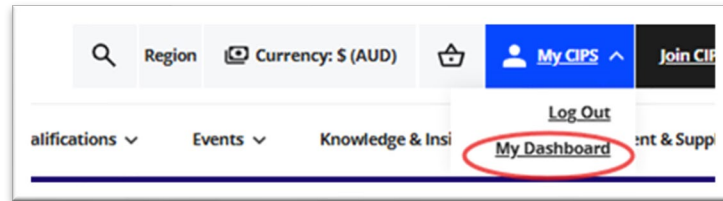
2. Scroll down and select "My certificates"



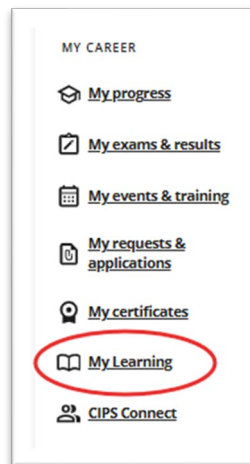


Access your Ethics Test:

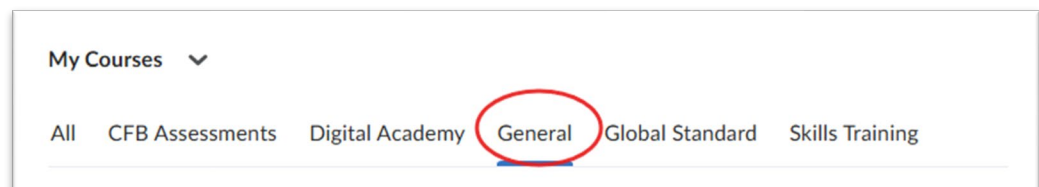
1. Once logged in, click My CIPS → My Dashboard.



2. Scroll down and select "My Learning". This will take you to the CIPS D2L platform.



3. Click on "General"



4. Click on "Ethical Procurement and Supply 2026" to access the Ethics eLearning and Assessment.

